



Float - Agile Moving Panels

Operation & Maintenance Manual

www.creatif.org.uk

02_Contents

Thank you for choosing Float by Creatif.

Float is your perfect agile working buddy - a mobile panel system that glides into place in moments, on demand, anywhere you want it.

This manual is designed to advise you on how to clean and maintain your Float system.

For technical drawings, please contact Creatif.

Page 03-05	Operation Guide
Page 06	Cleaning & Maintenance
Page 07	Fabric Care
Page 08	Contact

Servicing

Do you have a problem with your moving wall system or do you want to ask a question?

Email: service@creatif.org.uk

Guarantees

All materials were supplied by, or on behalf of, Creatif and manufactured in our factory.

All materials are guaranteed for 12 months from the date of installation, with the exception of component failure caused as a result of misuse or neglect.

03_Operation Guide 1 of 3

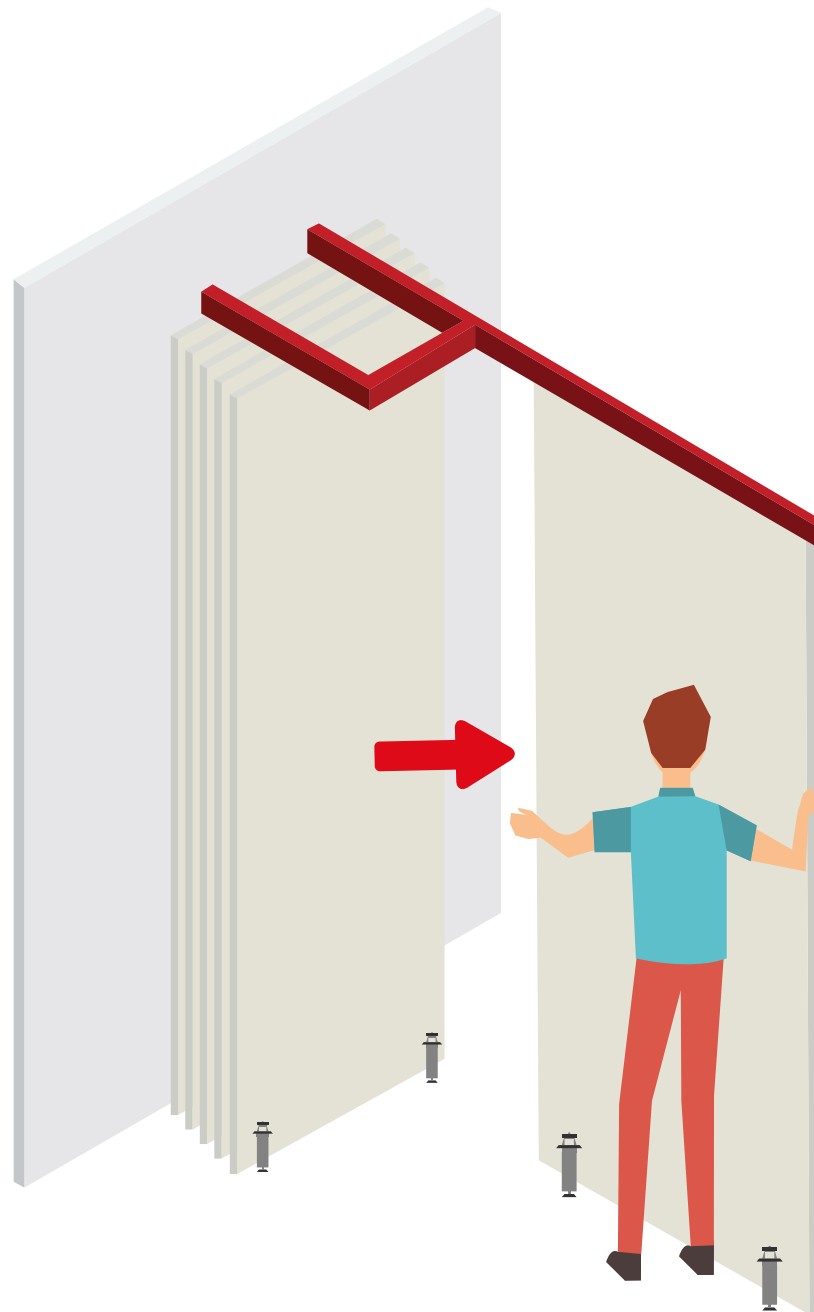
Float is arguably our easiest moving wall system to use...

It has no turning key, no buttons and no seals, making it extremely fast and simple to move.

This guide assumes your Float system is stacked prior to operating. If the panels are already moved from the stacked position, simply complete the following process in reverse.

Step 1

To move the first panel, simply hold each edge with one hand steadily move the panel along the ceiling track.

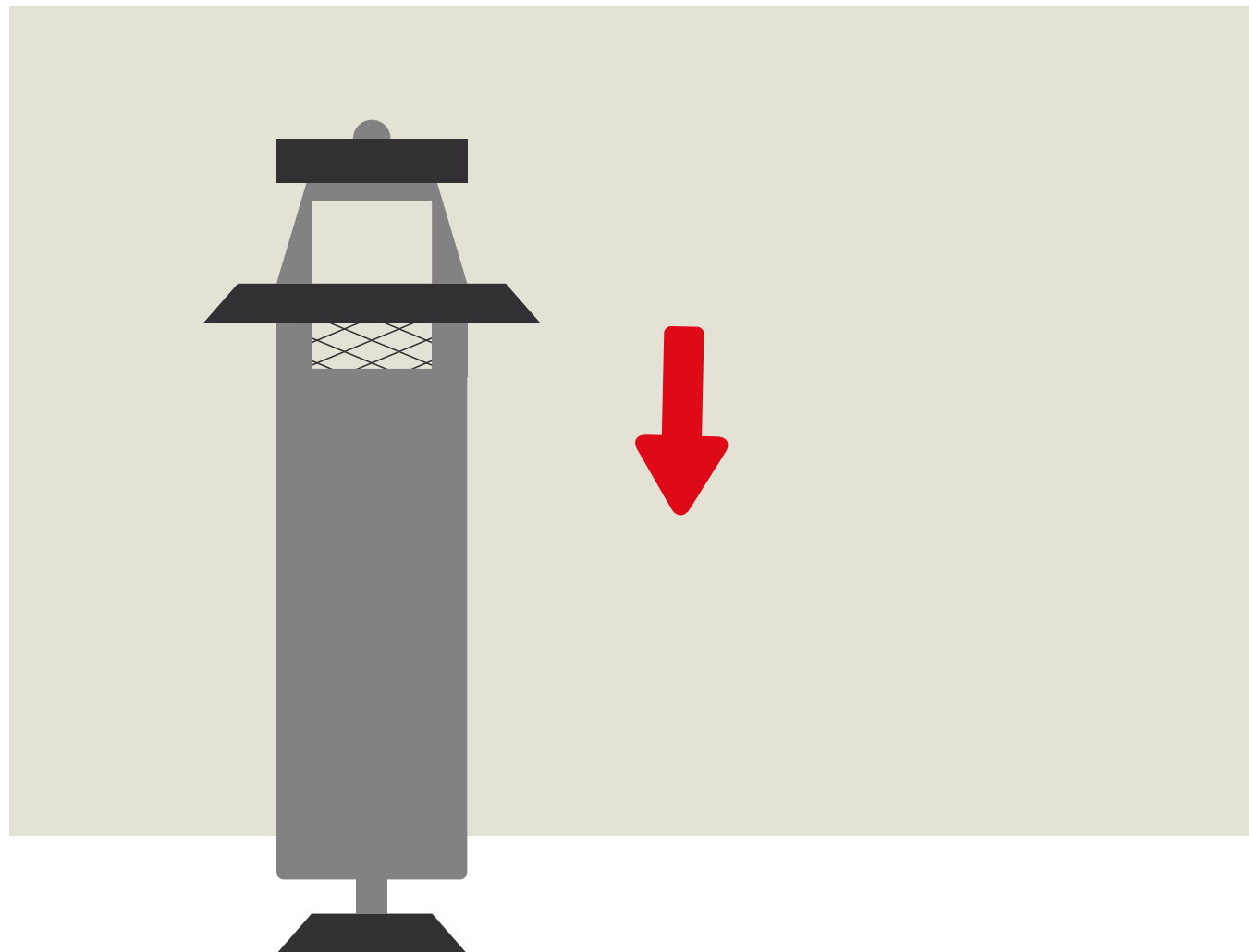


04_Operation Guide 2 of 3

Step 2

When you have moved the first panel to its desired location, use the manual operated foot bolt to lock the panel in position.

Please note that not all Float panels have foot bolts – this is dependent on the customer's requirements. If this is the case for your system, your panels will hang steadily in position.



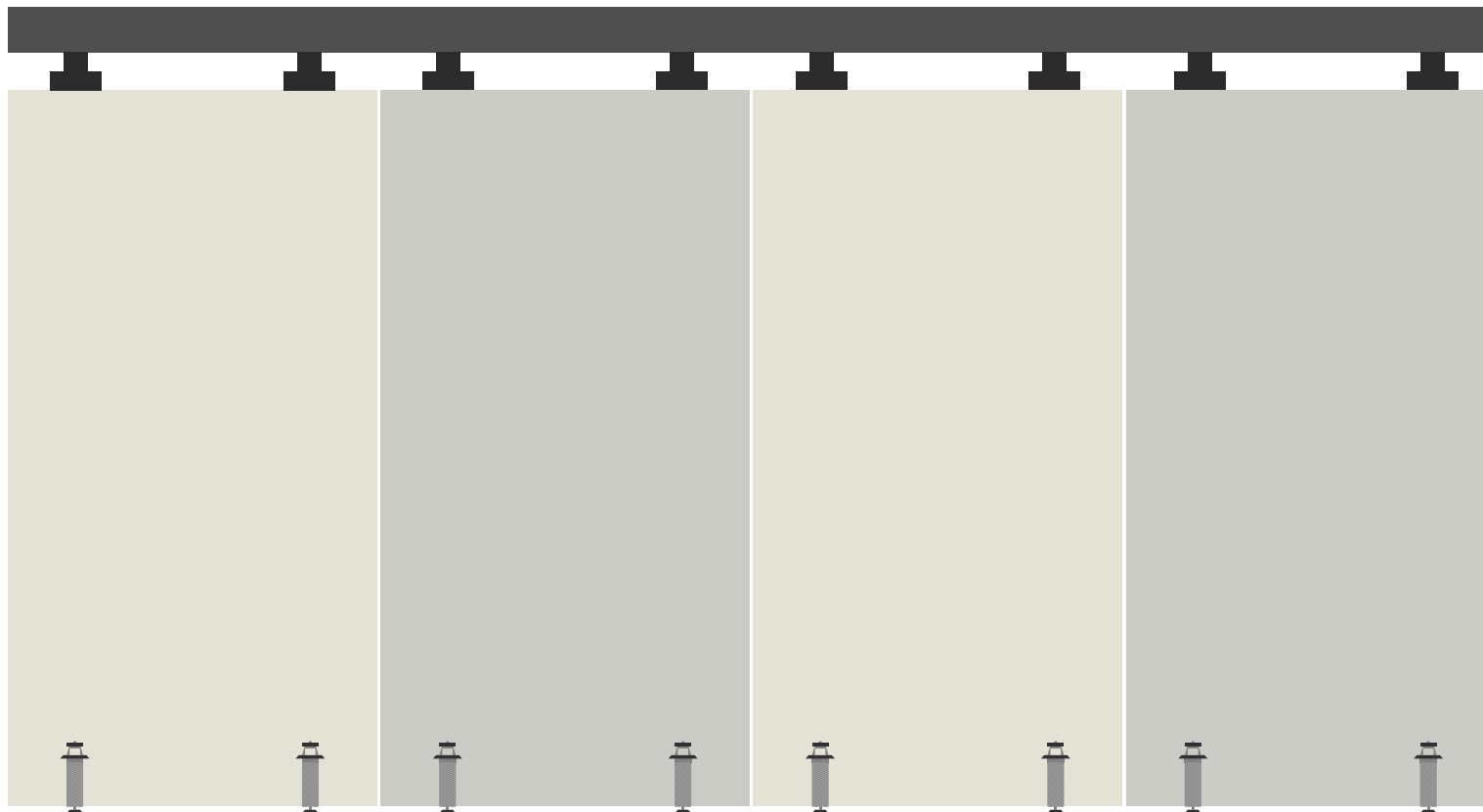
05_Operation Guide 3 of 3

Step 3

Repeat steps 1 and 2 to move any other panels out of the stacking area if required.

Take care that the panels never collide harshly. This can cause costly profile or board damage.

It's as simple as that!



06_Cleaning & Maintenance


Float requires very little attention with the obvious exception of keeping the track free of dirt and objects.

All systems featuring panels with a standard finish (including Whisper- and pinnable-panelled varieties) can be cleaned with a damp cloth and dried with a dry cloth immediately after.

We recommend that you avoid scrubbing and the use of bleach-based cleaning products.

To clean a Float system with fabric-covered panels, please see the following page.

For more info on a service contract, system usage or to activate your warranty, give us a call or send an email:
service@creatif.org.uk



07_Fabric Care

Float systems with a fabric finish are easy to clean.

The fabric can be cleaned with either a dry cloth or a specialist cleaning product, or a dry vacuum.

You can also remove the fabric – it can be peeled off, rolled up, stored away and even put in a washing machine (subject to type).

Removing the fabric is simple. Locate the plastic tab attached (normally found on one of the corners) and simply pull the cover from its frame.

To replace, just push the plastic beading back into the frame.

Want to discuss fabric cleaning further, or discuss further options?

service@creatif.org.uk



08_Contact

If you have any questions about your moving wall system, or would like to find out more about our servicing packages, please get in touch:

T: +44 (0) 113 270 1239

E: service@creatif.org.uk

www.creatif.org.uk



**Do you have
a question?**

Want to discuss
servicing options?

Get in touch!